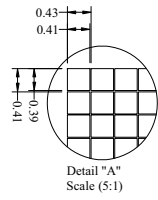

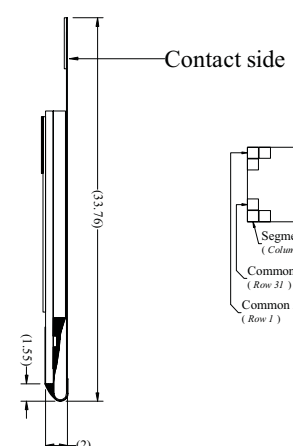
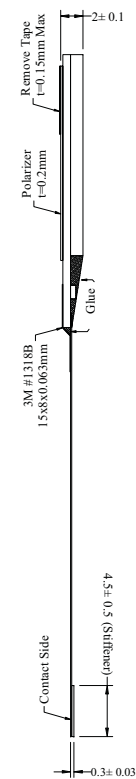
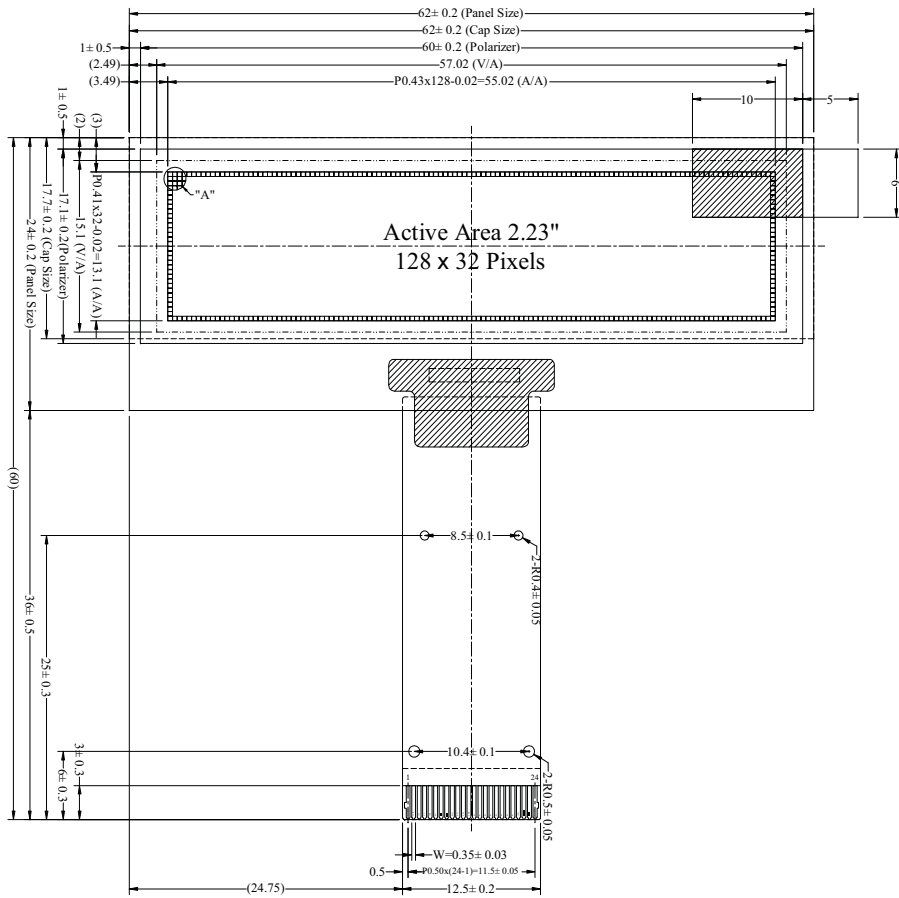


Pin	Symbol
1	N.C. (GND)
2	VLSS
3	VSS
4	N.C.
5	VDD
6	BS1
7	BS2
8	CS#
9	RES#
10	D/C#
11	R/W#
12	E/RD#
13	D0
14	D1
15	D2
16	D3
17	D4
18	D5
19	D6
20	D7
21	IREF
22	VCOMH
23	VCC
24	N.C. (GND)



- Notes:
1. Color: Blue
  2. Driver IC: SSD1305
  3. Interface:  
8-bit 68XX/80XX Parallel, 4-wire SPI, I2 C
  4. General Tolerance: ±0.30

**MULTI-INNO TECHNOLOGY CO., LTD.**

DRAWN BY:	RITA	2017.02.24	SCALE : 1/1
CHECKED BY:			UNIT: mm
APPROVED BY:			DESCRIPTION: OLED MODULE
VERSION NO:	01		

VER.	REVISED DESCRIPTION	REVISER	DATE
01	First issue	RITA	2017.02.24